





CONSTRUCTION CONCEPTS INTERNATIONAL

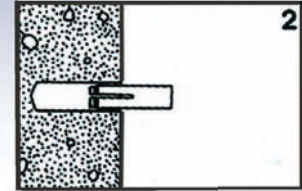
www.ccinetwork.com
 P.O. Box 68 • Morrístown, AZ 85342
 p 800.677.3933 • f 800.684.0788
 sales@ccinetwork.com

CT-Type Anchors

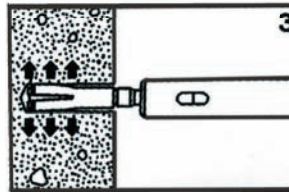
Drop-in anchors are internally threaded controlled expansion fasteners with an expander plug. They are suitable for flush mounting applications in solid base materials like concrete. The anchor is set by driving the expansion plug towards the bottom of the anchor using a setting tool.



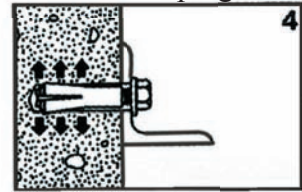
1 Drill hole to proper diameter.



2 Clean hole and insert anchor with plug



3 Use the setting tool and hammer to drive in the tapered insert.



4 The anchor is now set and ready to accept a bolt.

Special Features:

- Versatile - will work with bolts and threaded rod in any length.
- Recessed - drill the hole the same length as the anchor for a flush finish. Drill deeper for more embedment into masonry projects.
- If anchor is no longer needed, simply plug or fill with cement to make the surface smooth again.
- For proper installation, we recommend the use of our setting tool.
- Values shown on the chart are average ultimate values and are offered only as a guide and are not guaranteed. A safety factor of 4:1 or 25% is generally accepted as a safe working load. The concrete compressive test strength should be 2,987 psi.
- Inside threads are machine rolled rather than cut for superior holding strength.

GT-Type Anchors

Similar to the CT-type anchor above, these drop-in anchors are designed with a flang (lipped) top for semi-flush installation in concrete. They are set exactly the same way with an expansion plug and a setting tool.



HT - Setting Tool

Product Code	Screw Threads		Body Size	Drill Bit Diameter	Embedment Depth	Tension Load		Carton Qty	Pallet Qty	Setting Tool
	OD	LEN				(lbs.)	(lbs.)			
CT-3040U	3/8"	5/8"	1/2" x 1-9/16"	1/2"	1-9/16"	2,205	3,307	1,000	3,200	HT-3040
CT-4050U	1/2"	13/16"	5/8" x 2"	5/8"	2"	4,189	5,512	500	15,000	HT-4050
GT-3030U	3/8"	1/2"	1/2 x 1-3/16"	1/2"	1-3/16"	2,094	2,866	800	9,600	HT-3030